

I DARE YOU TO



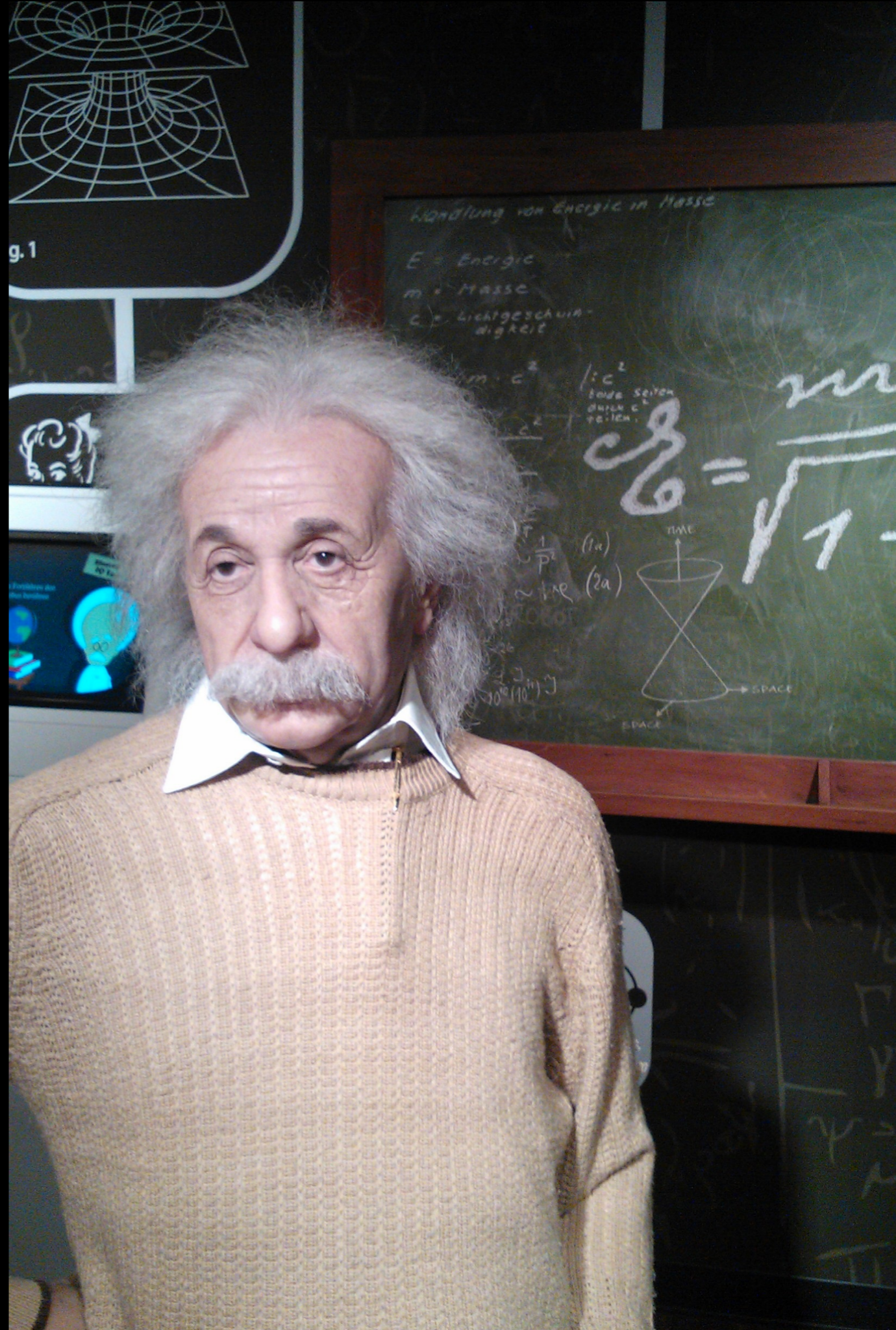
...AR

**THE EASY STEPS INTO AUGMENTED REALITY**  
**PETRI ILMONEN, DEVELOPMENT MANAGER, FAIDD**



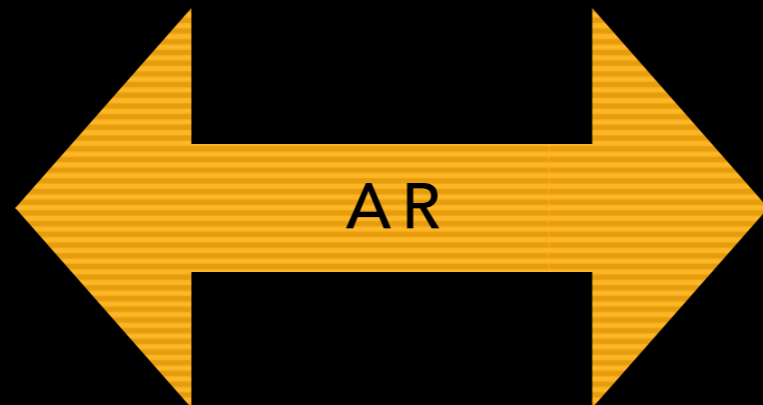
LIFE IS  
CHANGING...

WHAT IS  
AUGMENTED  
REALITY?





1. IT IS A NEW LAYER BETWEEN THE USER'S SMARTPHONE OR TABLET AND CLASSIC PAPER.



2. IT IS A NEW DIMENSION THAT YOU CAN'T SEE WITHOUT YOUR DEVICE.





### 3. IT MAKES THINGS COME ALIVE!

- MOVEMENT
- 3D
- SOUND
- CLOSE-UPS
- ZOOM



- iDinosaurus-app



# WHAT ARE THE BENEFITS?

- YOU ARE ABLE TO SEE THINGS WITH YOUR OWN EYES
- IT ACTIVATES THE LEARNERS
- EXPLORING IS EASIER
- HELPS TO UNDERSTAND
- PERSONALIZES LEARNING
- IT IS FUN!





# WHAT DO YOU NEED?

1. SMARTPHONE OR TABLET
2. AR-APP
3. AR-TRICKER

1

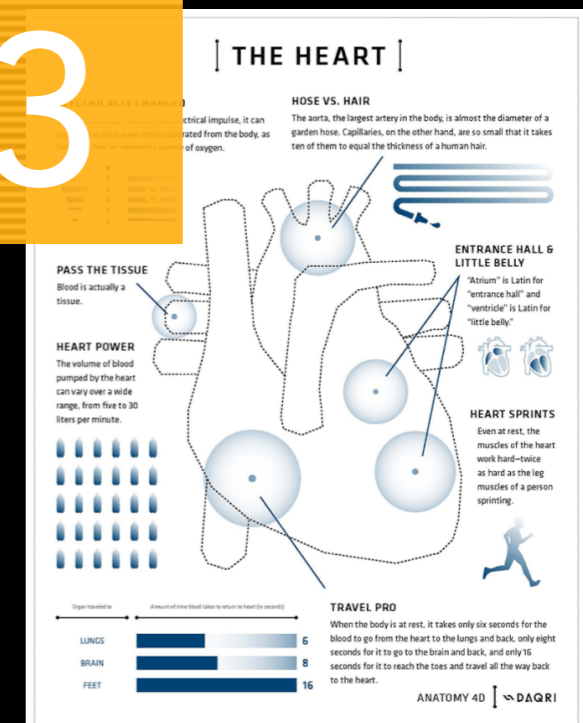


2



Anatomy 4D

3



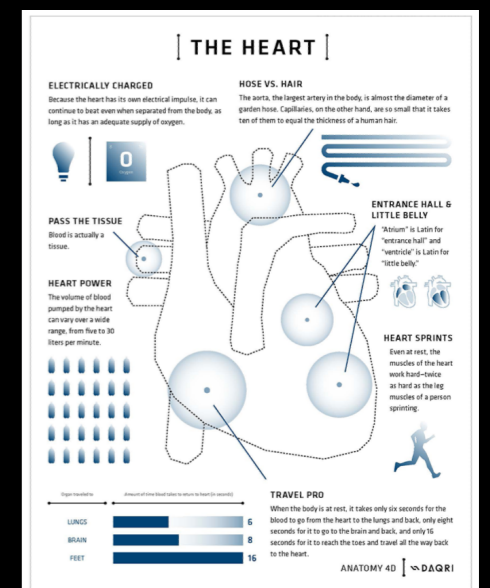




WHAT IS AR TRICKER?

AR-TRICKER IS A PICTURE  
OR CODE.

IT CAN BE A BOOK,  
PRINT OR MARKER.

WHEN THE APP SEES THE TRICKER,  
AR ACTIVATES  
AND YOU WILL SEE  
SOMETHING SPECIAL.



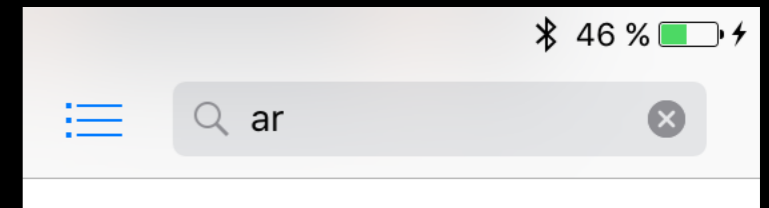
# HOW DO I FIND AR-APPS AND THE TRICKERS?

THERE ARE MANY FREE AR-APPS AND TRICKERS.

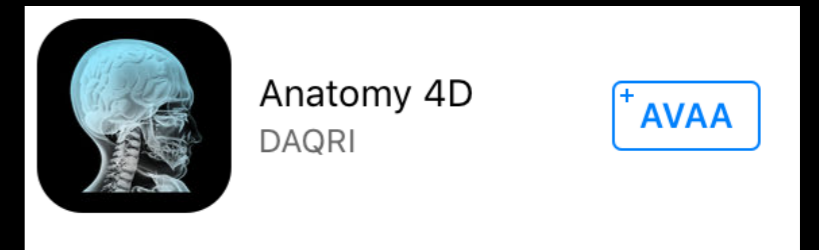
1. OPEN APPSTORE OR PLAY-STORE.



2. SEARCH FOR AR-APPS.



3. DOWNLOAD THE AR-APP.





4. OPEN THE APP.

5. FIND THE TRICKERS.

MANY TIMES YOU NEED TO GO TO SETTINGS TO PRINT THE TRICKERS.

IF THERE ARE NO TRICKERS, VISIT THE APP'S WEBSITE.

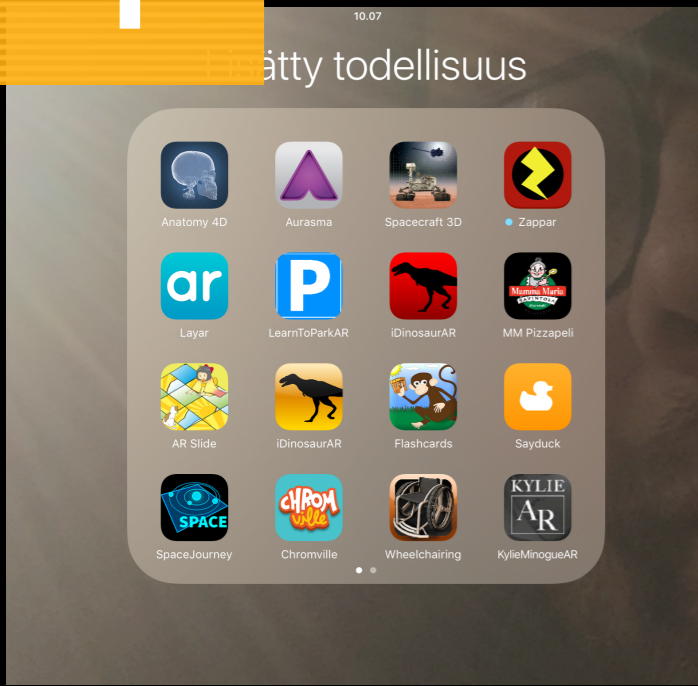
6. PRINT THE TRICKERS.

7. GO!




# STEP BY STEP:


1



2



3







1 + 1 = ?

00:29



PLAYER C: BANDIT

# LEARN AND HAVE FUN!







advice  
www.advice3d.fi

MIELIKOVA 0

1. DOWNLOAD "ADVICE3D"  
FROM APP STORE OR  
GOOGLE PLAY.

2. OPEN "ADVICE3D"




10/01  
MIELIKOVA 0

advice



ADVICE3D  
ADVICE3D






1. MI MIELIKOVA



# MANY APPS!

## EXPLORE AND FIND YOUR FAVOURITE ONES!







U+ICT+AR = MAGICAL LEARNING

FB / TWITTER / INSTAGRAM @PILMONEN

MR. PETRI ILMONEN  
PETRI.ILMONEN@KVL.FI



